

2021



GOLDWING





# THE GOLD WING LEGEND LIVES ON

## ICONIC DESIGN

Blending modern design with iconic attitude, the Gold Wing / Gold Wing Tour offer a bold shape along with aggressive styling that refuses to be ignored. Flowing seamlessly from tip to tail — right down to the most meticulous detail — the Gold Wing / Gold Wing Tour brings new meaning to aerodynamic efficiency in the touring motorcycle category. The attractive styling has long-distance comfort written all over it, with distinctively bright LED lighting, an adjustable electric windscreen and SiriusXM® satellite radio capability, plus revised ergonomics to make the most of every moment spent riding the open road. The legendary Gold Wing / Gold Wing Tour spirit still shines through an impressive choice of new premium colour options and a sharper, more svelte design sensibility — striking the ideal balance between comfort and performance worthy of the Gold Wing / Gold Wing Tour name.

---

## ADVANCED TECHNOLOGY

The intuitive 7-inch LCD display of the Gold Wing / Gold Wing Tour houses the standard Honda Satellite-Linked Navigation System and also works seamlessly with your compatible phone to offer additional connectivity through Bluetooth audio, Apple CarPlay™ and Android Auto. Premium audio features and a standard SiriusXM® satellite antenna (requires SiriusXM® subscription activation to use) round out the Gold Wing / Gold Wing Tours advanced technology package. 2021 models also include a secondary USB connector.

---

## PROVEN POWER

Famously smooth and plenty powerful, the iconic horizontally opposed six-cylinder engine remains at the chest-pounding centre of the Gold Wing / Gold Wing Tour. The engine and powertrain are compact, fuel efficient and versatile in real-world riding applications, with overall power, response and agility. Another leap forward in Gold Wing / Gold Wing Tour performance comes from a throttle-by-wire system, available Honda Selectable Torque Control (HSTC) (Tour models only) and selectable riding modes available on Gold Wing / Gold Wing Tour models. Featuring four individual settings, it's easy to switch between Sport, Tour, Econ or Rain modes to automatically adjust to riding conditions. The intake and exhaust systems have also been tuned for touring, with more power and torque, while creating a distinct rumble you can't wait to hear open up.

---

## SUPERIOR SHIFTING WITH THE Honda DUAL-CLUTCH TRANSMISSION


Riding a motorcycle is all about the feeling of freedom and thrill of the ride. The Gold Wing and the Gold Wing Tour deliver both unmatched freedom and modern performance thanks to the available revolutionary 7-Speed Automatic Honda Dual-Clutch Transmission (DCT). As the name Dual-Clutch would indicate, Honda DCT uses two clutches controlled by sophisticated electronics and hydraulics. One clutch, which rides on a hollow outer shaft, controls odd-numbered gear sets (1, 3, 5, 7); the other clutch rides on an inner shaft and controls even-numbered gear sets (2, 4, 6). Multiple gears are simultaneously engaged so that you're constantly prepared for the next shift. Data collected by a series of sensors is processed using an advanced algorithm to determine when the shift-control motor should electronically trigger gear changes. At those moments, one clutch automatically disengages, and the other clutch is already engaged, resulting in shifts that are quick, smooth and seamless.

Honda debuted their Dual-Clutch transmission on the 2010 VFR1200F motorcycle and adapted, refined and expanded it to other bikes since — including the award-winning Africa Twin — and premium ATVs and rugged Side-by-Side vehicles. The third-generation seven-speed DCT is featured in both the Gold Wing and Gold Wing Tour, but it's based on the same proven engineering technology you can count on. The groundbreaking seven-speed Honda DCT not only helps you ride easy and enjoy your motorcycle more, but also more importantly frees you up from having to deal with a hand-operated clutch or manually changing gears, which allows you to stay more focused on the adventure ahead. It lets you be in the moment when you ride, and once you try it, you'll see just how much more you enjoy riding and how little you miss shifting. Honda DCT is engineered to be the start of your best ride ever.

While they have the same final drive ratio in top gear as the manual transmission models, the additional seventh gear in the Gold Wing DCT and Gold Wing Tour DCT allows the lower gears to be more tightly spaced, resulting in less engine-speed drop when switching gears. The Honda Gold Wing DCT and Gold Wing Tour DCT models maintain the same direct shift feel as traditional manual transmission models yet deliver quieter shifts and frees you from clutch- and gear-changing duty. This creates a new dimension of motorcycle touring and convenience you must experience.



GOLDWING TOUR DCT AIRBAG



## REVOLUTIONARY FLAGSHIP P E R F O R M A N C E

*Designed to push the limits of touring and adventure beyond anything imagined, the fully loaded flagship Gold Wing Tour DCT Airbag delivers virtually every feature you could imagine in a luxurious touring package.*

Passionately shaped from every angle and expertly engineered from the inside out, it represents a modern twist to the classic Gold Wing. Today's generation of Gold Wing bikes continue to shine—as strong performance tourers, they are equipped with integrated saddlebags and a top case, as well as a tall adjustable electric windscreen, premium audio system with navigation and electronically adjustable suspension, plus upgraded stitching and special inserts on the side panels. The Gold Wing Tour DCT Airbag model features the revolutionary Honda seven-speed Dual-Clutch Transmission (DCT) designed with long-distance touring in mind. As the first motorcycle manufacturer to outfit a two-wheel model with an airbag back in 2006, the Gold Wing Tour DCT Airbag model — as its name would imply — comes equipped with an innovative Honda airbag system that is engineered to deploy in the event of a frontal collision. Known for packing a powerful combination of advanced technology and game-changing performance, it's an experience like nothing you've felt before. After sitting in the saddle, you'll know exactly why it's held such legendary status for over 45 years and counting.



| GOLD WING TOUR [ MT & DCT ]



GOLDWING TOUR

GOLDWING TOUR DCT



ADJUSTABLE  
WINDSCREEN



ABS



APPLE  
CARPLAY™



ANDROID  
AUTO



CONTACTLESS  
KEY



LED  
LIGHTS



FOG  
LIGHTS



HILL  
ASSIST



HEATED  
HANDGRIPS



HEATED  
SEAT



NAVIGATION



HSTC



CRUISE  
CONTROL



MODE  
WALKING  
MODE

## DISCOVER TOURING **F R E E D O M**

*The well-equipped Gold Wing Tour has been 45 years in the making— engineered to enhance every road travelled along life's journey. Carefully packaged and built from the road up, the Gold Wing Tour is a fully dressed touring machine, complete with trunk storage.*

With a choice between a traditional six-speed manual transmission or a cutting-edge seven-speed Dual-Clutch Transmission (DCT) – the iconic Gold Wing Tour is one of the most versatile motorcycles in its class. The agile body of the Gold Wing Tour is lighter, more responsive, and is equipped with the latest technology, including Apple CarPlay™ and Android Auto integration and selectable riding modes. Capitalizing on the lean and sporty stature of the Gold Wing, the trunk size has been increased from 50L to 60L – that's enough room for two full-sized helmets. It's time to discover one of the most incredible touring motorcycles of its kind. After one ride, you'll know why it's nothing short of legendary.



| GOLD WING [ MT & DCT ]



Previous model year shown. 2021 Model may vary.



Previous model year shown. 2021 Model may vary.



GOLDWING



GOLDWING DCT

Previous model year shown.  
2021 Model may vary.



ADJUSTABLE  
WINDSCREEN



ABS



APPLE  
CARPLAY™



ANDROID  
AUTO



CONTACTLESS  
KEY



LED  
LIGHTS



HILL  
ASSIST



HEATED  
HANDGRIPS



HEATED  
SEAT



NAVIGATION



HSTC



CRUISE  
CONTROL



MODE  
WALKING  
MODE

## EXPERIENCE LEGENDARY STATUS

*The open road is calling and there's only one way to answer it: the Gold Wing. Lighter, more compact and technologically advanced than last generation's, the Gold Wing has all the prerequisites of an incredible touring bike and even a few pleasant surprises hidden up its sleeve.*

Featuring a stripped-down style with attractive saddlebags and no rear trunk, this aggressive design with blacked-out components creates a more menacing appearance compared to the Gold Wing Tour. The Gold Wing model offers a choice between a traditional six-speed manual transmission or a cutting-edge seven-speed Dual-Clutch Transmission (DCT). The overall design of the Gold Wing emphasizes the bike's legacy of performance and innovation, dating all the way back to its debut in 1975 – which forever changed the face of motorcycle touring. Its sharper lines hint at the impressive handling and addictive six-cylinder engine lurking underneath, the brilliantly bright LED-form “wing line” headlights pay homage to Gold Wing models of the past, and the upgraded seat material helps provide all-day riding comfort. The Gold Wing not only changes how you enjoy motorcycle touring. It changes the way you think about touring on a motorcycle, period.



# GO BEYOND

*This is where it all begins. A whole new world of endless freedom is out there, just waiting to be discovered —creating everlasting memories forever etched into your mind.*

*It's in our nature to explore what lies beyond, to seek the unexpected and to experience life in the most vivid ways imaginable — one great ride at a time.*

## COMPARE FEATURES

|  | GOLD WING | GOLD WING DCT | GOLD WING TOUR | GOLD WING TOUR DCT | GOLD WING TOUR DCT AIRBAG |
|--|-----------|---------------|----------------|--------------------|---------------------------|
| ADJUSTABLE TALL ELECTRIC WINDSCREEN        |           |               | ✓              | ✓                  | ✓                         |
| ADJUSTABLE SHORT ELECTRIC WINDSCREEN       | ✓         | ✓             |                |                    |                           |
| BRILLIANT LED LIGHTING                     | ✓         | ✓             | ✓              | ✓                  | ✓                         |
| STANDARD LED FOG LIGHTS                    |           |               | ✓              | ✓                  | ✓                         |
| ANDROID AUTO + APPLE CARPLAY™ WITH SIRI    | ✓         | ✓             | ✓              | ✓                  | ✓                         |
| BLUETOOTH CONNECTIVITY                     | ✓         | ✓             | ✓              | ✓                  | ✓                         |
| 7-INCH NAVIGATION & AUDIO DISPLAY          | ✓         | ✓             | ✓              | ✓                  | ✓                         |
| SMART KEY FOB                              | ✓         | ✓             | ✓              | ✓                  | ✓                         |
| SELECTABLE MODES                           | ✓         | ✓             | ✓              | ✓                  | ✓                         |
| ASSIST SLIPPER CLUTCH                      | ✓         |               | ✓              |                    |                           |
| HEATED GRIPS                               | ✓         | ✓             | ✓              | ✓                  | ✓                         |
| HEATED SEAT                                |           |               | ✓              | ✓                  | ✓                         |
| HILL START ASSIST                          | ✓         | ✓             | ✓              | ✓                  | ✓                         |
| SIX-SPEED MANUAL TRANSMISSION              | ✓         |               | ✓              |                    |                           |
| SEVEN-SPEED DUAL CLUTCH TRANSMISSION (DCT) |           | ✓             |                | ✓                  | ✓                         |
| WALKING SPEED MODES                        | ✓         | ✓             | ✓              | ✓                  | ✓                         |
| FORWARD WALKING SPEED MODE                 |           | ✓             |                | ✓                  | ✓                         |
| IDLE STOP SYSTEM                           |           | ✓             |                | ✓                  | ✓                         |
| NEW, LARGER TRUNK                          |           |               | ✓              | ✓                  | ✓                         |
| CRUISE CONTROL                             | ✓         | ✓             | ✓              | ✓                  | ✓                         |
| AIR BAG SYSTEM                             |           |               |                |                    | ✓                         |
| ELECTRONIC SUSPENSION                      |           |               | ✓              | ✓                  | ✓                         |
| HSTC (HONDA SELECTABLE TORQUE CONTROL)     |           |               | ✓              | ✓                  | ✓                         |

## Why Honda?

Our nature is to move forward. It's what drives us to pursue new ideas; always striving to remain at the forefront of innovation and performance. True craftsmanship is the result of expertise and passion coming together to create something that looks, feels and functions in a way that showcases uncompromising attention to detail. Extensive testing and fine-tuning drives every stage of our engineering process so the end result is optimized for the most thrilling and comfortable experience possible. Honda strives to offer optimal performance through every product we develop, from grassroots to pinnacle; from the track to the street; from dirt to concrete. We build products for those who truly desire proven performance without sacrificing the reliability that comes with the Honda name.



# ACCESSORIZE YOUR GOLD WING

08L01-MKC-A00  
Inner bags, Saddlebag



08U70-MKC-A00  
LED Illuminated  
Entry Lamp



08U70-MKC-L00  
LED Brake Light

08R71-MKC-A01: Tall Windscreen



08R70-MKC-AF0ZA  
Tall Passenger Grips



08R70-MKC-A10  
Passenger Backrest



08U74-MKC-A00  
LED Trunk Light



08P03-MKC-A00  
Mat, Left Saddlebag For Amp



08P02-MKC-A00  
Mat - Right Saddlebag



08P01-MKC-A00  
Mat - Left Saddlebag



08R70-MKC-L00ZB  
Passenger Armrests



08R72-MKC-A01  
Air Deflector Upper

08R73-MKC-A01  
Air Deflector Lower



## PART NO. ITEM NAME

GOLDWING

GOLDWING  
DCT

GOLDWING  
TOUR

GOLDWING  
TOUR DCT

GOLDWING  
TOUR DCT  
AIRBAG

|                 |                             |         |         |         |         |         |
|-----------------|-----------------------------|---------|---------|---------|---------|---------|
| 08R71-MKC-A01   | Tall Windscreen             | 18 - 21 | 18 - 21 | 18 - 21 | 18 - 21 | 18 - 21 |
| 08R72-MKC-A01   | Air Deflector Upper         | 18 - 21 | 18 - 21 | 18 - 21 | 18 - 21 | 18 - 21 |
| 08R73-MKC-A01   | Air Deflector Lower         | 18 - 21 | 18 - 21 | 18 - 21 | 18 - 21 | 18 - 21 |
| 08R75-MKC-A01   | Rider Backrest              | 18 - 21 | 18 - 21 | 18 - 21 | 18 - 21 | 18 - 21 |
| 08R70-MKC-A10   | Passenger Backrest          | 18 - 21 | 18 - 21 | 18 - 21 | 18 - 21 | 18 - 21 |
| 08R70-MKC-L00ZB | Passenger Armrests          | 21      | 21      | 21      | 21      |         |
| 08R72-MKC-AE0   | Wide Floorboard             | 18 - 21 | 18 - 21 | 18 - 21 | 18 - 21 | 18 - 21 |
| 08R70-MKC-AF0ZA | Tall Passenger Grips        | 18 - 21 | 18 - 21 |         |         |         |
| 08U70-MKC-A00   | LED Illuminated Entry Lamp  | 18 - 21 | 18 - 21 | 18 - 21 | 18 - 21 | 18 - 21 |
| 08U74-MKC-A00   | LED Trunk Light             | 18 - 21 | 18 - 21 | 18 - 21 | 18 - 21 | 18 - 21 |
| 08U70-MKC-L00   | LED Brake Light             | 21      | 21      | 21      | 21      | 21      |
| 08L01-MKC-A00   | Inner Bags, Saddlebag       | 18 - 21 | 18 - 21 | 18 - 21 | 18 - 21 | 18 - 21 |
| 08P02-MKC-A00   | Mat - Right Saddlebag       | 18 - 21 | 18 - 21 | 18 - 21 | 18 - 21 | 18 - 21 |
| 08P01-MKC-A00   | Mat - Left Saddlebag        | 18 - 21 | 18 - 21 | 18 - 21 | 18 - 21 | 18 - 21 |
| 08P03-MKC-A00   | Mat, Left Saddlebag For Amp | 18 - 21 | 18 - 21 | 18 - 21 | 18 - 21 | 18 - 21 |

Please note - Numerals correspond to model year that accessory is available for: 21 = 2021, 18-21 = 2018-2021.



There are over 50 available Honda Genuine Accessories for Gold Wing.  
To view the full line, please see your local dealer, or visit [motorcycle.honda.ca/parts-accessories](https://motorcycle.honda.ca/parts-accessories)




2021

# GOLDWING




GOLDWING TOUR  
DCT AIRBAG



Candy Ardent Red  
/Black (2-tone)  
(silver stripe)



GOLDWING TOUR DCT




Gunmetal Black/  
Matte Black



GOLDWING TOUR



GOLDWING DCT



\*Matte Ballistic  
Black/Red Accents



GOLDWING

\* 2020 Model shown. 2021 Model may vary.

|                   |  |
|-------------------|--|
| ENGINE TYPE       | Liquid-cooled horizontally opposed six-cylinder  |
| DISPLACEMENT      | 1,833 cc   |
| BORE & STROKE     | 73 mm x 73 mm  |
| COMPRESSION RATIO | 10.5:1   |
| VALVE TRAIN       | SOHC, Unicam, four valves per cylinder   |
| FUEL DELIVERY     | PGM-FI electronic fuel injection   |
| TRANSMISSION      | Six-speed manual with overdrive and electric low speed reverse function<br><br>DCT: Seven-speed Dual Clutch Transmission with forward and reverse walking speed mode function  |
| FINAL DRIVE       | Shaft  |
| FRONT SUSPENSION  | Double Wishbone; 109 mm (4.3 in) travel  |
| REAR SUSPENSION   | <b>Gold Wing:</b> Pro Arm® single-side swingarm with Pro-Link® single shock; 104 mm (4.1 in) of travel<br><br><b>Tour models:</b> Pro Arm® single-side swingarm with Pro-Link® single shock plus four controlled electronically adjustable preload settings; 104 mm (4.1 in) of travel |
| TIRES             | <b>Front:</b> 130/70-18<br><b>Rear:</b> 200/55-16  |
| BRAKES            | <b>Front:</b> Dual 320 mm discs with radially mounted six-piston Nissin calipers<br><br><b>Rear:</b> Single 316 mm disc with three-piston Nissin caliper   |
| ABS               | Electronically controlled dual Combined Brake System (CBS) with ABS  |
| GROUND CLEARANCE  | 130 mm (5.1 in.)   |
| SEAT HEIGHT       | 745 mm (29.3 in.)  |
| WHEELBASE         | 1,695 mm (66.7 in.)  |
| CURB WEIGHT*      | <b>Gold Wing/Gold Wing DCT:</b> 365 kg (805 lb.)<br><b>Gold Wing Tour:</b> 384 kg (847 lb.)<br><b>Gold Wing Tour DCT:</b> 385 kg (849 lb.)<br><b>Gold Wing Tour DCT Airbag:</b> 389 kg (858 lb.)   |
| FUEL CAPACITY     | 21 litres  |

\*including required fluids and full tank of gas—ready to ride



Honda Motorcycles Canada



@HondaMotoCA

®/TM – Trademarks of Honda Canada Inc. or used under licence from Honda Motor Co., Ltd. or third parties.

Riding a motorcycle can be hazardous. For your safety, always wear a helmet, eye protection and protective clothing whenever you ride. Never ride under the influence of drugs or alcohol. Never engage in stunt riding. Inspect your vehicle before riding, read your owner's manual, and Honda recommends that all riders take a rider training course. Always obey all laws, use common sense and respect the rights of others when you ride. Some of the features and technologies described in this publication come with limitations. See owner's manual for complete details. Specifications, descriptions and illustrations contained in this publication are based on information believed to be correct at the time this publication was approved for printing. Although descriptions, specifications, model images, colours and accessories are believed to be correct, accuracy cannot be guaranteed. Errors and omissions excepted. Specifications are subject to change without notice. All specifications in this publication apply only to models sold and registered in Canada by an authorized dealer. Some of the models and/or accessories may not be exactly as shown. Some or all of the accessories described or illustrated in this brochure may not be standard and may be available only at an extra cost. Photographs depict professional riders on closed courses. Visit [honda.ca](http://honda.ca) for additional safety information.

© 2021—Honda Canada Inc. All rights reserved.

FPO FSC